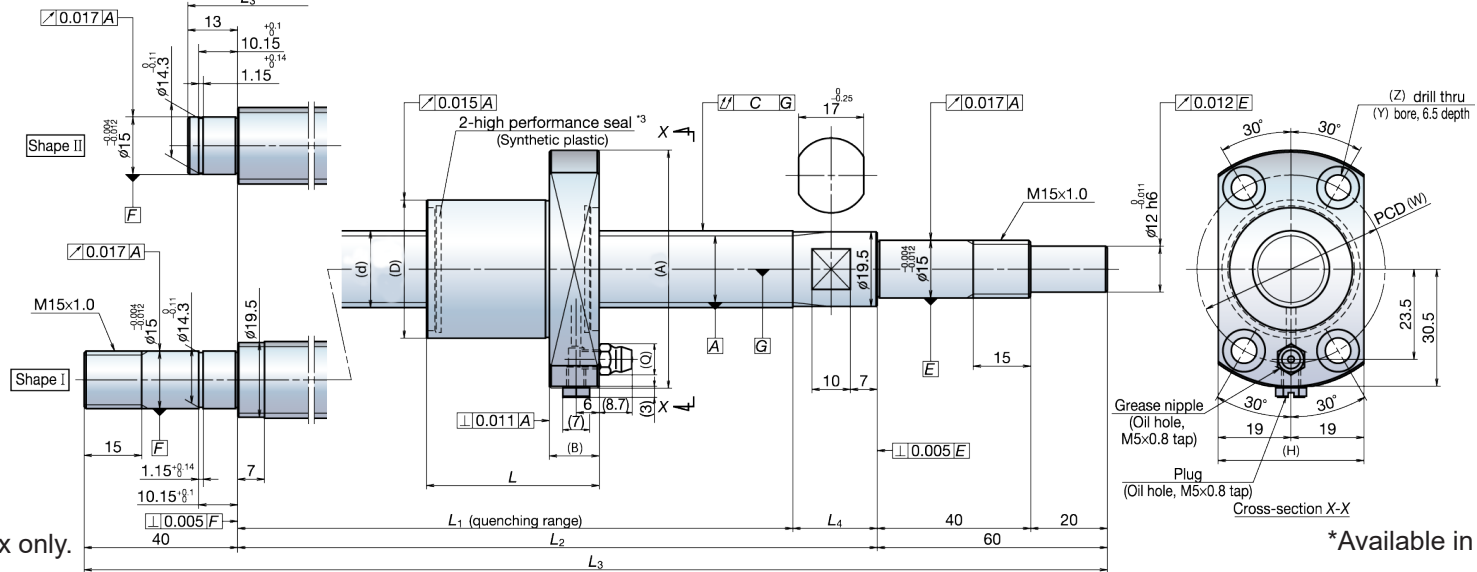


NSK-CFA20 - Ball Screws

L011185

DIMENSIONS



*Available in Right Helix only.

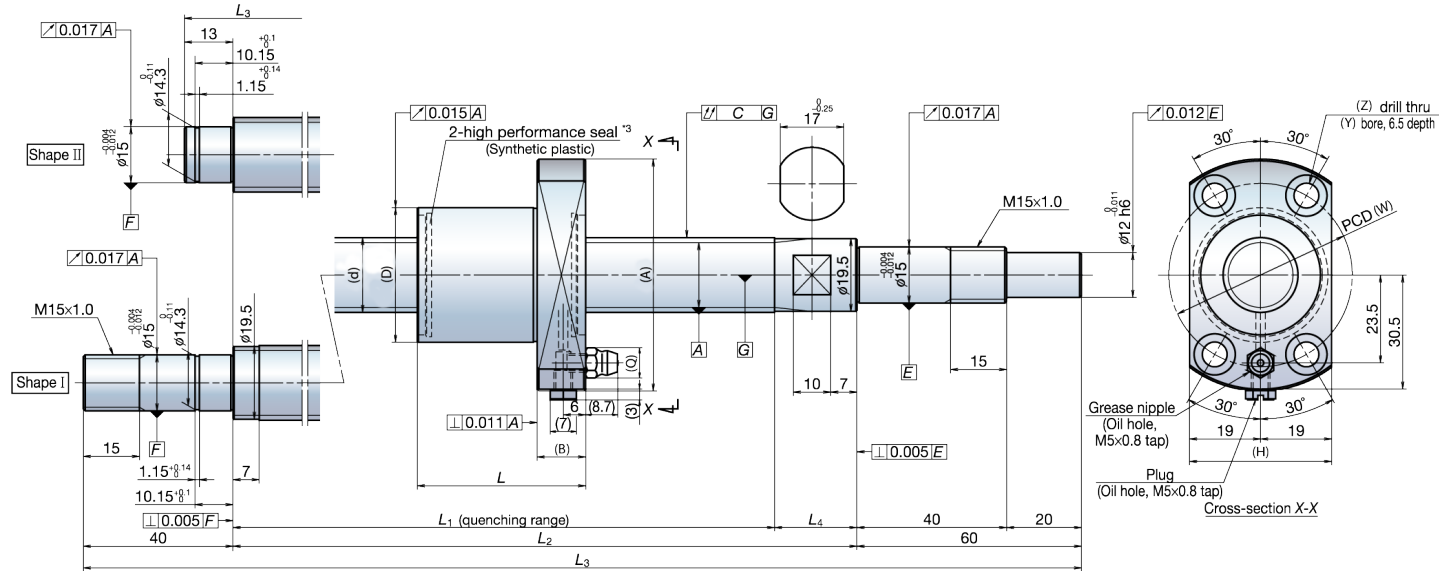
*Available in Shape I or II

SPECIFICATIONS

Item	Screw Dimensions (mm)			Nut Dimensions (mm)								Force Dimensions (Kgf)		Permissible Rotational Speed (min ⁻¹)	Shaft Runout C	Stroke		Left Shaft End	
	Screw Length	d	l	D	A	B	L	W	H	Y	Z	Q	Ca			Coa	Fixed-Simple		Nominal
BSC-NSK-CFAR-020-05-GC5-P1-323	323	20	5	36	62	13	31	49	38	11	6.6	8.1	896	1886	5000	0.045	150	197	
BSC-NSK-CFAR-020-05-GC5-P1-373	373	20	5	36	62	13	31	49	38	11	6.6	8.1	896	1886	5000	0.045	200	247	
BSC-NSK-CFAR-020-05-GC5-P1-473	473	20	5	36	62	13	31	49	38	11	6.6	8.1	896	1886	5000	0.050	300	347	
BSC-NSK-CFAR-020-05-GC5-P1-573	573	20	5	36	62	13	31	49	38	11	6.6	8.1	896	1886	5000	0.060	400	447	Shape II
BSC-NSK-CFAR-020-05-GC5-P1-673	673	20	5	36	62	13	31	49	38	11	6.6	8.1	896	1886	5000	0.075	500	547	
BSC-NSK-CFAR-020-05-GC5-P1-773	773	20	5	36	62	13	31	49	38	11	6.6	8.1	896	1886	5000	0.075	600	647	
BSC-NSK-CFAR-020-05-GC5-P1-873	873	20	5	36	62	13	31	49	38	11	6.6	8.1	896	1886	4000	0.095	700	747	
BSC-NSK-CFAR-020-05-GC5-P1-1000	1000	20	5	36	62	13	31	49	38	11	6.6	8.1	896	1886	3200	0.095	800	847	Shape I
BSC-NSK-CFAR-020-10-GC5-P1-387	387	20	10	36	62	13	45	49	38	11	6.6	8.1	896	1886	5000	0.045	200	247	
BSC-NSK-CFAR-020-10-GC5-P1-487	487	20	10	36	62	13	45	49	38	11	6.6	8.1	896	1886	5000	0.050	300	347	
BSC-NSK-CFAR-020-10-GC5-P1-587	587	20	10	36	62	13	45	49	38	11	6.6	8.1	896	1886	5000	0.060	400	447	
BSC-NSK-CFAR-020-10-GC5-P1-687	687	20	10	36	62	13	45	49	38	11	6.6	8.1	896	1886	5000	0.075	500	547	Shape II
BSC-NSK-CFAR-020-10-GC5-P1-787	787	20	10	36	62	13	45	49	38	11	6.6	8.1	896	1886	5000	0.075	600	647	
BSC-NSK-CFAR-020-10-GC5-P1-887	887	20	10	36	62	13	45	49	38	11	6.6	8.1	896	1886	5000	0.095	700	747	
BSC-NSK-CFAR-020-10-GC5-P1-1014	1014	20	10	36	62	13	45	49	38	11	6.6	8.1	896	1886	3100	0.120	800	847	
BSC-NSK-CFAR-020-10-GC5-P1-1214	1214	20	10	36	62	13	45	49	38	11	6.6	8.1	896	1886	2100	0.120	1000	1047	Shape I
BSC-NSK-CFAR-020-10-GC5-P1-1414	1414	20	10	36	62	13	45	49	38	11	6.6	8.1	896	1886	1500	0.160	1200	1247	

NSK-CFA20 - Ball Screws

DIMENSIONS

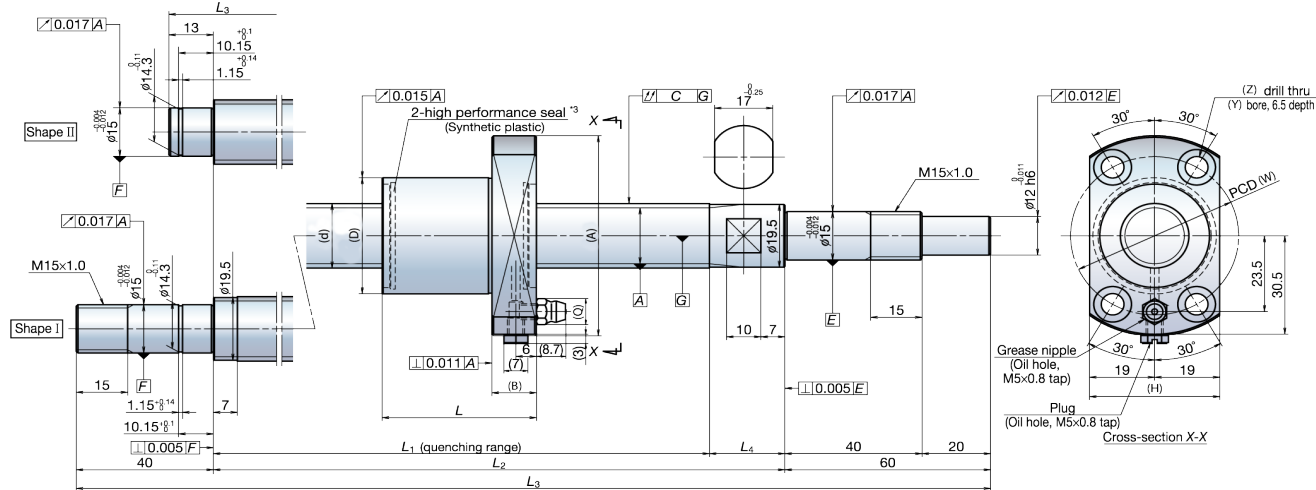


SPECIFICATIONS

Item	Screw Dimensions (mm)			Nut Dimensions (mm)								Force Dimensions (Kgf)		Permissible Rotational Speed (min ⁻¹)	Shaft Runout C	Stroke		Left Shaft End	
	Screw Length	d	l	D	A	B	L	W	H	Y	Z	Q	Ca			Coa	Fixed-Simple		Nominal
BSC-NSK-CFA-020-20-GC5-P1-508	508	20	20	36	62	13	54	49	38	11	6.6	8.1	602	1193	5000	0.060	300	359	Shape II
BSC-NSK-CFA-020-20-GC5-P1-608	608	20	20	36	62	13	54	49	38	11	6.6	8.1	602	1193	5000	0.060	400	459	
BSC-NSK-CFA-020-20-GC5-P1-708	708	20	20	36	62	13	54	49	38	11	6.6	8.1	602	1193	5000	0.075	500	559	
BSC-NSK-CFA-020-20-GC5-P1-808	808	20	20	36	62	13	54	49	38	11	6.6	8.1	602	1193	5000	0.095	600	659	
BSC-NSK-CFA-020-20-GC5-P1-908	908	20	20	36	62	13	54	49	38	11	6.6	8.1	602	1193	3700	0.095	700	759	Shape I
BSC-NSK-CFA-020-20-GC5-P1-1035	1035	20	20	36	62	13	54	49	38	11	6.6	8.1	602	1193	3000	0.120	800	859	
BSC-NSK-CFA-020-20-GC5-P1-1235	1235	20	20	36	62	13	54	49	38	11	6.6	8.1	602	1193	2000	0.120	1000	1059	
BSC-NSK-CFA-020-20-GC5-P1-1435	1435	20	20	36	62	13	54	49	38	11	6.6	8.1	602	1193	1400	0.160	1200	1259	
BSC-NSK-CFA-020-20-GC5-P1-1835	1835	20	20	36	62	13	54	49	38	11	6.6	8.1	602	1193	800	0.200	1600	1659	Shape II
BSC-NSK-CFA-020-30-GC5-P1-408	408	20	30	36	62	13	74	49	38	11	6.6	8.1	602	1193	5000	0.050	200	234	
BSC-NSK-CFA-020-30-GC5-P1-508	508	20	30	36	62	13	74	49	38	11	6.6	8.1	602	1193	5000	0.060	300	334	
BSC-NSK-CFA-020-30-GC5-P1-608	608	20	30	36	62	13	74	49	38	11	6.6	8.1	602	1193	5000	0.060	400	434	
BSC-NSK-CFA-020-30-GC5-P1-708	708	20	30	36	62	13	74	49	38	11	6.6	8.1	602	1193	5000	0.075	500	534	
BSC-NSK-CFA-020-30-GC5-P1-808	808	20	30	36	62	13	74	49	38	11	6.6	8.1	602	1193	5000	0.095	600	634	
BSC-NSK-CFA-020-30-GC5-P1-908	908	20	30	36	62	13	74	49	38	11	6.6	8.1	602	1193	3900	0.095	700	734	
BSC-NSK-CFA-020-30-GC5-P1-1035	1035	20	30	36	62	13	74	49	38	11	6.6	8.1	602	1193	3100	0.120	800	834	
BSC-NSK-CFA-020-30-GC5-P1-1235	1235	20	30	36	62	13	74	49	38	11	6.6	8.1	602	1193	2100	0.120	1000	1034	
BSC-NSK-CFA-020-30-GC5-P1-1435	1435	20	30	36	62	13	74	49	38	11	6.6	8.1	602	1193	1500	0.160	1200	1234	

NSK-CFA20 - Ball Screws

DIMENSIONS



SPECIFICATIONS

Item	Screw Dimensions (mm)						Nut Dimensions (mm)									Force Dimensions (Kgf)		Permissible Rotational Speed (min ⁻¹)	Shaft Runout C	Stroke		Left Shaft End
	Screw Length	d	l	L ₁	L ₂	L ₃	D	A	B	L	W	H	Y	Z	Q	Ca	Coa	Fixed-Simple		Nominal	Max	
BSC-NSK-CFA-020-40-GC5-P1-658	658	20	40	32	585	658	36	62	13	92	49	38	11	6.6	8.1	602	1193	5000	0.075	400	461	Shape II
BSC-NSK-CFA-020-40-GC5-P1-758	758	20	40	32	685	758	36	62	13	92	49	38	11	6.6	8.1	602	1193	5000	0.075	500	561	
BSC-NSK-CFA-020-40-GC5-P1-858	858	20	40	32	785	858	36	62	13	92	49	38	11	6.6	8.1	602	1193	5000	0.095	600	661	
BSC-NSK-CFA-020-40-GC5-P1-958	958	20	40	32	885	958	36	62	13	92	49	38	11	6.6	8.1	602	1193	3500	0.095	700	761	
BSC-NSK-CFA-020-40-GC5-P1-1085	1085	20	40	32	985	1058	36	62	13	92	49	38	11	6.6	8.1	602	1193	2800	0.120	800	861	Shape I
BSC-NSK-CFA-020-40-GC5-P1-1285	1285	20	40	32	1185	1285	36	62	13	92	49	38	11	6.6	8.1	602	1193	1900	0.160	1000	1061	
BSC-NSK-CFA-020-40-GC5-P1-1485	1485	20	40	32	1385	1485	36	62	13	92	49	38	11	6.6	8.1	602	1193	1400	0.160	1200	1261	
BSC-NSK-CFA-020-40-GC5-P1-1885	1885	20	40	32	1785	1885	36	62	13	92	49	38	11	6.6	8.1	602	1193	800	0.200	1600	1661	
BSC-NSK-CFA-020-40-GC5-P1-2285	2285	20	40	32	2185	2285	36	62	13	92	49	38	11	6.6	8.1	602	1193	500	0.240	2000	2061	Shape II
BSC-NSK-CFA-020-60-GC5-P1-708	708	20	60	42	635	708	36	62	13	129	49	38	11	6.6	8.1	602	1193	5000	0.075	400	464	
BSC-NSK-CFA-020-60-GC5-P1-808	808	20	60	42	735	808	36	62	13	129	49	38	11	6.6	8.1	602	1193	5000	0.095	500	564	
BSC-NSK-CFA-020-60-GC5-P1-908	908	20	60	42	835	908	36	62	13	129	49	38	11	6.6	8.1	602	1193	4200	0.095	600	664	
BSC-NSK-CFA-020-60-GC5-P1-1008	1008	20	60	42	935	1008	36	62	13	129	49	38	11	6.6	8.1	602	1193	3300	0.120	700	764	Shape I
BSC-NSK-CFA-020-60-GC5-P1-1035	1035	20	60	42	1035	1035	36	62	13	129	49	38	11	6.6	8.1	602	1193	2600	0.120	800	864	
BSC-NSK-CFA-020-60-GC5-P1-1335	1335	20	60	42	1235	1335	36	62	13	129	49	38	11	6.6	8.1	602	1193	1800	0.160	1000	1064	
BSC-NSK-CFA-020-60-GC5-P1-1535	1535	20	60	42	1435	1535	36	62	13	129	49	38	11	6.6	8.1	602	1193	1300	0.160	1200	1264	
BSC-NSK-CFA-020-60-GC5-P1-1935	1935	20	60	42	1835	1935	36	62	13	129	49	38	11	6.6	8.1	602	1193	800	0.200	1600	1664	Shape II
BSC-NSK-CFA-020-60-GC5-P1-2335	2335	20	60	42	2235	2335	36	62	13	129	49	38	11	6.6	8.1	602	1193	500	0.240	2000	2064	

*PLEASE NOTE - Each standard ball screw includes **one** nut. Additional nuts will be considered a custom request, and will require creation of a special part number.